

Hallett

Sorted on Laps


Saturday

HMRC 1.800 miles

Race 2

4/18/2026 12:40 PM

Race started at 12:25:04



Pos	No.	Name	Class	Laps	Diff	Total Tm	Best Tm	Nat/St	Sponsor
Spt B&S LO206									
1	655	Jenson Harrell	Spt B&S LO206	18		30:36.166	1:40.241		
2	616	Afton Willander	Spt B&S LO206	18	0.082	30:36.248	1:40.252		
3	33	Derrick Ruzicka	Spt B&S LO206	18	18.066	30:54.232	1:40.871		
4	131	Jonathan Williams	Spt B&S LO206	18	18.076	30:54.242	1:40.876		
5	316	Levi Meador	Spt B&S LO206	18	19.750	30:55.916	1:40.262		
6	41	Nate Jacobs	Spt B&S LO206	18	59.104	31:35.270	1:41.213		
7	24	Dakota Hampton	Spt B&S LO206	17	1 Lap	30:14.986	1:44.030		
8	88	Spencer Craig	Spt B&S LO206	17	1 Lap	30:15.031	1:44.029		
9	60	Myles Bland	Spt B&S LO206	17	1 Lap	30:19.022	1:41.655		
10	52	Clay Bernson	Spt B&S LO206	17	1 Lap	30:19.123	1:43.816		
11	12	Cy Epperson	Spt B&S LO206	17	1 Lap	31:28.188	1:46.265		
12	17	Colten Johnson	Spt B&S LO206	16	2 Laps	30:12.829	1:50.130		
13	51	Blaine Holliday	Spt B&S LO206						
14	14	Logan Sheaffer	Spt B&S LO206	12	6 Laps	20:44.043	1:41.212		
15	644	Brendan Wolfe	Spt B&S LO206	6	12 Laps	10:55.267	1:41.648		
16	12	Cassie Laughlin	Spt B&S LO206						
17	83	Rocky Carrillo	Spt B&S LO206						

Spt B&S LO206 Legend

1	214	Joel Negus	Spt B&S LO206 Leg	17		30:55.400	1:45.284		
2	173	Monte Padgett	Spt B&S LO206 Leg	17	0.477	30:55.877	1:45.279		
3	3	John Johnson	Spt B&S LO206 Leg	17	0.686	30:56.086	1:45.277		
4	04	Steve Blakely	Spt B&S LO206 Leg	17	53.076	31:48.476	1:48.533		
5	57	Troy Berry	Spt B&S LO206 Leg	16	1 Lap	30:39.192	1:52.108		
6	290	MICHAEL HOFF	Spt B&S LO206 Leg	13	4 Laps	25:34.229	1:54.211		

Margin of Victory	Avg. Speed	Best Lap Tm	Best Speed	Best Lap by
0.082	63.524	1:40.241	64.644	655 - Jenson Harrell

Chief of Timing & Scoring: M Denny

Orbits

Race Director: J Denny

www.mylaps.com
Licensed to: MARRS

Hallett

Sorted on Laps


Saturday

HMRC 1.800 miles

Race 3

4/18/2026 01:20 PM

Race started at 13:09:55



Pos	No.	Name	Class	Laps	Diff	Total Tm	Best Tm	Nat/St: Sponsor
-----	-----	------	-------	------	------	----------	---------	-----------------

Spt 100cc AC Tag Ltd

1	941	Jackson Baldus	Spt 100cc AC Tag Lt	20		30:03.996	1:27.291	
2	298	Jayden Hoff	Spt 100cc AC Tag Lt	19	1 Lap	30:05.443	1:31.956	
3	33	Todd Lassley	Spt 100cc AC Tag Lt	18	2 Laps	30:05.530	1:36.659	
4	9	Josh Rohlk	Spt 100cc AC Tag Lt					
5	816	David Gharst jr	Spt 100cc AC Tag Lt					

Spt Tag Sr

1	1	Mike Jones	Spt Tag Sr	22		31:19.304	1:23.665	
2	41	Thad Parker	Spt Tag Sr	22	2.084	31:21.388	1:23.111	
3	09	John Brown	Spt Tag Sr	21	1 Lap	30:09.034	1:23.857	
4	24c	Cowboy Humphries	Spt Tag Sr	21	1 Lap	30:54.528	1:26.579	
5	18	Steve Moore	Spt Tag Sr	19	3 Laps	30:21.556	1:30.980	
6	10T	Roy Shepherd	Spt Tag Sr	18	4 Laps	30:41.496	1:37.991	

Not classified

DQ	7	Jean Brown	Spt Tag Sr	19	DQ	30:11.277	1:32.096	
----	---	------------	------------	----	----	-----------	----------	--

Spt Yamaha CIK

1	101	Jamey Brown	Spt Yamaha CIK	19		31:13.360	1:34.642	
2	34	Craig McLain	Spt Yamaha CIK	18	1 Lap	30:31.367	1:37.795	
3	141	Jeffrey Bierman	Spt Yamaha CIK	18	1 Lap	30:31.469	1:37.682	
4	130	Trace Morrison	Spt Yamaha CIK	17	2 Laps	30:48.145	1:44.177	
5	313	Ella Brown	Spt Yamaha CIK	8	11 Laps	14:03.833	1:38.982	
6	431	Chuck Shuck	Spt Yamaha CIK	3	16 Laps	5:55.308	1:40.904	
7	971	Jaime Yount	Spt Yamaha CIK	2	17 Laps	3:59.238	1:38.581	

Margin of Victory	Avg. Speed	Best Lap Tm	Best Speed	Best Lap by
2.084	75.858	1:23.111	77.968	41 - Thad Parker

Chief of Timing & Scoring: M Denny

Orbits

Race Director: J Denny

www.mylaps.com

Licensed to: MARRS

Hallett

Sorted on Laps

Saturday

HMRC 1.800 miles

Race 4

4/18/2026 02:00 PM

Race started at 13:51:52

Pos	No.	Name	Class	Laps	Diff	Total Tm	Best Tm	Nat/St	Sponsor
-----	-----	------	-------	------	------	----------	---------	--------	---------

Spt 125cc Masters

1	01	Melvin Nelsen	Spt 125cc Masters	19		26:11.771	1:20.472		
2	48	Brian Wake	Spt 125cc Masters	19	1.775	26:13.546	1:21.124		
3	816	David Gharst jr	Spt 125cc Masters	19	2.018	26:13.789			
4	77	Buck Caswell	Spt 125cc Masters	2	17 Laps	3:01.770	1:24.692		

Spt 125cc Shifter

1	21	Jeremy Lightwine	Spt 125cc Shifter	20		25:50.693	1:16.386		
2	83	Cory Caswell	Spt 125cc Shifter	19	1 Lap	25:20.726	1:17.750		
3	951	David Gharst III	Spt 125cc Shifter	19	1 Lap	25:27.211			
4	225	AJ Chapman	Spt 125cc Shifter	19	1 Lap	25:29.906	1:19.380		
5	431	Alex Zinser	Spt 125cc Shifter	2	18 Laps	2:45.907	1:21.908		

Not classified

DQ	14	Derek Proctor	Spt 125cc Shifter	20	DQ	25:48.377	1:15.912		
DQ	40	Alex Laughlin	Spt 125cc Shifter	17	DQ	23:01.717	1:19.613		
DQ	376	S. Pierce Baldus	Spt 125cc Shifter	9	DQ	11:50.305	1:16.323		

Margin of Victory	Avg. Speed	Best Lap Tm	Best Speed	Best Lap by
1 Lap	83.576	1:16.386	84.832	21 - Jeremy Lightwine

Chief of Timing & Scoring: M Denny

Orbits

Race Director: J Denny

www.mylaps.com
Licensed to: MARRS

Hallett

Sorted on Laps


Saturday

HMRC 1.800 miles

Race 5

4/18/2026 02:55 PM

Race started at 14:26:33



Pos	No.	Name	Class	Laps	Diff	Total Tm	Best Tm	Nat/St: Sponsor
-----	-----	------	-------	------	------	----------	---------	-----------------

B&S Animal Sptmn

1	1T	Matt Stallcup	B&S Animal Sptmn	19		31:10.794	1:36.898	
2	15	Davis Henry	B&S Animal Sptmn	18	1 Lap	30:05.053	1:37.064	
3	66	Doug Kittelson	B&S Animal Sptmn	18	1 Lap	31:15.583	1:42.500	
4	20	Alex Simon	B&S Animal Sptmn	3	16 Laps	5:23.230	1:42.114	

Spt B&S LO206 Cadet

1	22	Gavin Metz	Spt B&S LO206 Cadet	17		31:36.750	1:48.714	
2	13	Abel Urton	Spt B&S LO206 Cadet	16	1 Lap	30:35.141	1:49.815	
3	755	Hudson Peck	Spt B&S LO206 Cadet	15	2 Laps	31:41.258	2:02.086	

Spt B&S LO206 Hvy

1	51	Blaine Holliday	Spt B&S LO206 Hvy	17		30:28.637	1:42.501	
2	60	Myles Bland	Spt B&S LO206 Hvy	17	0.065	30:28.702	1:42.500	
3	214	Joel Negus	Spt B&S LO206 Hvy	17	19.299	30:47.936	1:44.411	
4	17	Kaden Padgett	Spt B&S LO206 Hvy	17	19.720	30:48.357	1:44.471	
5	173	Monte Padgett	Spt B&S LO206 Hvy	6	11 Laps	11:39.979	1:44.526	
6	3	John Johnson	Spt B&S LO206 Hvy	3	14 Laps	6:05.014	1:44.527	
7	03	Hank Arth	Spt B&S LO206 Hvy					

Spt B&S LO206 Jr

1	311	Dean Gerrior	Spt B&S LO206 Jr	18		31:16.874	1:41.623	
2	122	Jenson Willander	Spt B&S LO206 Jr	18	0.380	31:17.254	1:41.623	
3	355	Drew Blehm	Spt B&S LO206 Jr	17	1 Lap	30:38.284	1:45.221	
4	389	Tytan Cookson	Spt B&S LO206 Jr	17	1 Lap	30:59.975	1:46.116	
5	34	Jenna Steed	Spt B&S LO206 Jr	17	1 Lap	31:00.013	1:46.117	
6	3	Echo Ruzicka	Spt B&S LO206 Jr	15	3 Laps	31:25.573	1:58.793	
7	39	Emma Laughlin	Spt B&S LO206 Jr	14	4 Laps	31:02.351		

Margin of Victory	Avg. Speed	Best Lap Tm	Best Speed	Best Lap by
1 Lap	65.812	1:36.898	66.874	1T - Matt Stallcup

Chief of Timing & Scoring: M Denny

Orbits

Race Director: J Denny

www.mylaps.com
Licensed to: MARRS

Hallett

Sorted on Laps

Saturday

HMRC 1.800 miles

Race 6

4/18/2026 03:20 PM

Race started at 15:17:34



Pos	No.	Name	Class	Laps	Diff	Total Tm	Best Tm	Nat/St	Sponsor
-----	-----	------	-------	------	------	----------	---------	--------	---------

Piston Port

1	55	Eric Vogt	Piston Port	30		45:51.019	1:29.433		
2	75	Michael Keener	Piston Port	6	24 Laps	10:51.336	1:41.724		

Spt 4Z190 Shifter

1	77	Jackie Oaks	Spt 4Z190 Shifter	19		30:26.059	1:34.042		
2	18	Steve Moore	Spt 4Z190 Shifter	18	1 Lap	31:22.476	1:35.223		
3	13B	Bill Foote	Spt 4Z190 Shifter	18	1 Lap	31:32.434	1:40.203		
4	69	Craig Worm	Spt 4Z190 Shifter	13	6 Laps	21:31.808	1:32.903		
5	4	Josh Oaks	Spt 4Z190 Shifter	11	8 Laps	17:19.633	1:31.014		
6	316	Levi Meador	Spt 4Z190 Shifter	8	11 Laps	14:08.052	1:35.617		
7	8	Zach Worm	Spt 4Z190 Shifter	1	18 Laps	2:40.711			

Vintage

1	8	Gary Waldrup	Vintage	5		9:00.268	1:36.426		
---	---	--------------	---------	---	--	----------	----------	--	--

Yamaha Heavy

1	95	David Gharst III	Yamaha Heavy	22		34:32.447	1:30.710		
2	75	Kevin Vandavelde	Yamaha Heavy	20	2 Laps	33:13.479	1:35.359		
3	12X	Nate Vandavelde	Yamaha Heavy	5	17 Laps	9:08.636	1:33.797		
4	014	Chris Pence	Yamaha Heavy						

Not classified

DNS	87	Roy Shepherd	Yamaha Heavy					DNS	
-----	----	--------------	--------------	--	--	--	--	-----	--

100 Open

1	194	Johnny Scavuzzo	100 Open	32		45:38.698			
2	398	Steve Scavuzzo	100 Open	32	10.084	45:48.782	1:24.183		
3	09	John Brown	100 Open	32	20.010	45:58.708	1:24.162		
4	197	Richard Scavuzzo	100 Open	31	1 Lap	45:22.214	1:24.889		
5	09	Greg Cooper	100 Open	30	2 Laps	46:22.969			
6	50	Keith Wedel	100 Open	8	24 Laps	14:18.385	1:42.181		
7	3	John Ritchie Jr	100 Open	7	25 Laps	10:35.900	1:28.355		

Not classified

DQ	6	John Ritchie	100 Open	11	DQ	16:45.571	1:26.746		
DQ	96	Gary Simpson	100 Open	7	DQ	11:07.704	1:32.929		
DQ	286	Jonathan Scavuzzo	100 Open	6	DQ	9:12.756	1:27.442		

Margin of Victory	Avg. Speed	Best Lap Tm	Best Speed	Best Lap by
10.084	75.715	1:24.162	76.994	09 - John Brown

Chief of Timing & Scoring: M Denny

Orbits

Race Director: J Denny

Hallett

Sorted on Laps

Saturday

HMRC 1.800 miles

Race 6

4/18/2026 03:20 PM

Race started at 15:17:34



Pos	No.	Name	Class	Laps	Diff	Total Tm	Best Tm	Nat/St: Sponsor
DQ	80	Randy Martin	100 Open	6	DQ	10:28.020	1:41.506	
DQ	38	Steve Miller	100 Open		DQ			

Margin of Victory	Avg. Speed	Best Lap Tm	Best Speed	Best Lap by
10.084	75.715	1:24.162	76.994	09 - John Brown

Chief of Timing & Scoring: M Denny

Race Director: J Denny

Orbits

www.mylaps.com

Licensed to: MARRS

Page 2/2

Hallett

Sorted on Laps


Saturday

HMRC 1.800 miles

Race 7

4/18/2026 04:15 PM

Race started at 16:18:54



Pos	No.	Name	Class	Laps	Diff	Total Tm	Best Tm	Nat/St: Sponsor
-----	-----	------	-------	------	------	----------	---------	-----------------

Spt 100cc AC Tag

1	849	Davis Henry	Spt 100cc AC Tag	21		31:03.976	1:25.763	
2	407	Kogan Wright	Spt 100cc AC Tag	21	0.086	31:04.062	1:25.766	
3	876	Jackson Baldus	Spt 100cc AC Tag	21	8.745	31:12.721	1:24.280	
4	181	James Hoff	Spt 100cc AC Tag	21	21.378	31:25.354	1:26.343	
5	131	Jonathan Williams	Spt 100cc AC Tag	20	1 Lap	30:07.171	1:28.212	
6	28	Bradie Craig	Spt 100cc AC Tag	20	1 Lap	30:24.939	1:28.090	
7	928	Matthew Perkins	Spt 100cc AC Tag	20	1 Lap	30:25.005	1:28.093	
8	69	Roberto Gonzalez	Spt 100cc AC Tag	20	1 Lap	30:51.152	1:27.950	
9	19	Scott Cherry	Spt 100cc AC Tag	20	1 Lap	31:18.803	1:26.205	
10	04	Steve Blakely	Spt 100cc AC Tag	19	2 Laps	31:43.849	1:35.232	
11	112	Derrick Ruzicka	Spt 100cc AC Tag	14	7 Laps	20:45.952	1:25.762	
12	918	Paul Stacey	Spt 100cc AC Tag	14	7 Laps	22:28.661	1:32.955	
13	908	Landen Welker	Spt 100cc AC Tag					

Not classified

DQ	01	Easton Cox	Spt 100cc AC Tag	17	DQ	25:44.504	1:24.280	
DQ	27	Dale Nearad	Spt 100cc AC Tag		DQ			
DQ	40	Clint Day	Spt 100cc AC Tag		DQ			

Spt 100cc AC Tag Hvy

1	82	Steve Craig	Spt 100cc AC Tag H	19		30:17.197	1:31.686	
2	21	Glen Cherry	Spt 100cc AC Tag H	19	59.282	31:16.479	1:32.469	
3	97	Natalie Cherry	Spt 100cc AC Tag H	19	1:12.654	31:29.851	1:35.382	
4	37	Jean Brown	Spt 100cc AC Tag H	15	4 Laps	24:23.374	1:33.613	
5	670	Rick Gwynne	Spt 100cc AC Tag H	13	6 Laps	21:01.755	1:32.903	

Not classified

DQ	12	Brian Cherry	Spt 100cc AC Tag H	6	DQ	10:48.592	1:37.978	
----	----	--------------	--------------------	---	----	-----------	----------	--

Spt 100cc AC Tag Jr

1	814	Salvador Ruiz	Spt 100cc AC Tag Jr	11		17:05.878	1:27.951	
---	-----	---------------	---------------------	----	--	-----------	----------	--

Spt 125cc Stk Honda

➔	1	77	Buck Caswell	Spt 125cc Stk Honda	22		30:09.315	1:20.775	
	2	74	Aaron Brockelman	Spt 125cc Stk Honda	22	14.187	30:23.502	1:21.174	
	3	187	Morgan Baldrige	Spt 125cc Stk Honda	22	14.214	30:23.529	1:21.390	
—	4	83	Cory Caswell	Spt 125cc Stk Honda	22	39.643	30:48.958		

Margin of Victory	Avg. Speed	Best Lap Tm	Best Speed	Best Lap by
14.187	78.792	1:19.373	81.640	21 - Jeremy Lightwine

Chief of Timing & Scoring: M Denny

Orbits

Race Director: J Denny

www.mylaps.com

Licensed to: MARRS

Page 1/2

Hallett

Sorted on Laps

Saturday

HMRC 1.800 miles

Race 7

4/18/2026 04:15 PM

Race started at 16:18:54



Pos	No.	Name	Class	Laps	Diff	Total Tm	Best Tm	Nat/St: Sponsor
5	816	Alex Zinser	Spt 125cc Stk Honda	22	43.820	30:53.135	1:21.711	
6	14	Wesley Skillman	Spt 125cc Stk Honda	22	1:17.490	31:26.805	1:24.325	
7	12	Daniel Treto	Spt 125cc Stk Honda	21	1 Lap	30:08.228	1:26.422	
8	48	Brian Wake	Spt 125cc Stk Honda	14	8 Laps	20:12.212	1:24.060	
9	21	Jeremy Lightwine	Spt 125cc Stk Honda	3	19 Laps	4:06.228	1:19.373	
10	88	Mark Billings	Spt 125cc Stk Honda	1	21 Laps	1:58.076		
11	670	Doug Robertson	Spt 125cc Stk Honda					

Margin of Victory	Avg. Speed	Best Lap Tm	Best Speed	Best Lap by
14.187	78.792	1:19.373	81.640	21 - Jeremy Lightwine

Chief of Timing & Scoring: M Denny

Orbits

Race Director: J Denny

KART Race 1

Sorted on Laps


Race 8

clockwise 1.820 miles

New run

4/19/2026 10:45

Race started at 11:01:29



Pos	No.	Name	Class	Laps	Diff	Total Tm	Best Tm	Home or Region
Spt 100cc AC Tag								
1	849	Davis Henry	Spt 100cc AC Tag	21		29:02.044	1:24.689	
2	876	Jackson Baldus	Spt 100cc AC Tag	21	13.982	29:16.026	1:25.489	
3	131	Jonathan Williams	Spt 100cc AC Tag	21	14.036	29:16.080	1:25.491	
4	908	Landen Welker	Spt 100cc AC Tag	21	55.753	29:57.797	1:26.956	
5	181	James Hoff	Spt 100cc AC Tag	21	56.110	29:58.154	1:27.051	
6	28	Bradie Craig	Spt 100cc AC Tag	20	1 Lap	29:16.374	1:27.500	
7	407	Kogan Wright	Spt 100cc AC Tag	20	1 Lap	29:23.894	1:26.909	
8	40	Clint Day	Spt 100cc AC Tag	20	1 Lap	29:51.223	1:30.351	
9	69	Roberto Gonzalez	Spt 100cc AC Tag	20	1 Lap	29:51.250	1:30.244	
10	112	Derrick Ruzicka	Spt 100cc AC Tag	4	17 Laps	4:59.907	1:27.414	
11	928	Matthew Perkins	Spt 100cc AC Tag	2	19 Laps	1:58.044	1:27.456	
12	918	Paul Stacey	Spt 100cc AC Tag	1	20 Laps	36.648		
13	19	Scott Cherry	Spt 100cc AC Tag					

Not classified

DQ	01	Easton Cox	Spt 100cc AC Tag	19	DQ	26:04.666	1:24.688	
DQ	27	Dale Nearad	Spt 100cc AC Tag		DQ			

Spt 100cc AC Tag Hvy

1	298	Jayden Hoff	Spt 100cc AC Tag Hvy	20		30:04.859	1:31.076	
2	82	Steve Craig	Spt 100cc AC Tag Hvy	20	0.007	30:04.866	1:29.753	
3	670	Rick Gwynne	Spt 100cc AC Tag Hvy	19	1 Lap	29:11.078	1:33.761	
4	37	Jean Brown	Spt 100cc AC Tag Hvy	19	1 Lap	29:31.222	1:34.688	
5	04	Steve Blakely	Spt 100cc AC Tag Hvy	11	9 Laps	16:37.099	1:34.346	

Not classified

DNS	12	Brian Cherry	Spt 100cc AC Tag Hvy		DNS			
DQ	97	Natalie Cherry	Spt 100cc AC Tag Hvy	14	DQ	21:55.062	1:35.320	
DQ	21	Glen Cherry	Spt 100cc AC Tag Hvy	3	DQ	3:57.821	1:33.682	

Spt 100cc AC Tag Jr

1	814	Salvador Rulz	Spt 100cc AC Tag Jr	20		29:27.127	1:29.895	
---	-----	---------------	---------------------	----	--	-----------	----------	--

Spt 125cc Stk Moto

1	625	Jeremy Lightwine	Spt 125cc Stk Moto	23		29:39.976	1:19.216	
2	77	Buck Caswell	Spt 125cc Stk Moto	23	13.383	29:53.359	1:20.601	
3	74	Aaron Brockelman	Spt 125cc Stk Moto	22	1 Lap	29:00.449	1:21.460	

Margin of Victory	Avg. Speed	Best Lap Tm	Best Speed	Best Lap by
13.383	84.662	1:18.712	83.240	83 - Cory Caswell

Chief of Timing & Scoring

Orbits

Race Director

www.mylaps.com

Licensed to: Hallett motor racing circuit

KART Race 1

Sorted on Laps


Race 8

clockwise 1.820 miles

New run

4/19/2026 10:45

Race started at 11:01:29



Pos	No.	Name	Class	Laps	Diff	Total Tm	Best Tm	Home to Region
4	88	Mark Billings	Spt 125cc Sdk Moto	22	1 Lap	29:08.091	1:20.597	
5	12	Daniel Treto	Spt 125cc Sdk Moto	21	2 Laps	28:38.723	1:24.214	
6	14	Wesley Skillman	Spt 125cc Sdk Moto	21	2 Laps	28:39.371	1:24.289	
7	83	Cory Caswell	Spt 125cc Sdk Moto	9	14 Laps	11:02.908	1:18.712	
8	670	Doug Robertson	Spt 125cc Sdk Moto					
9	816	David Gharst jr	Spt 125cc Sdk Moto					
Not classified								
DQ	48	Brian Wake	Spt 125cc Sdk Moto	16	DQ	21:11.917	1:23.322	

Margin of Victory	Avg. Speed	Best Lap Tm	Best Speed	Best Lap by
13.383	84.662	1:18.712	83.240	83 - Cory Caswell
Chief of Timing & Scoring				Orbits
Race Director				

www.mylaps.com

Licensed to: Hallett motor racing circuit

KART Race 1

Sorted on Laps

Race 8

clockwise 1.820 miles

Race 9

4/19/2026 12:30

Race started at 12:28:54



Pos	No.	Name	Class	Laps	Diff	Total Tm	Best Tm	Home to Region
A-Limited								
1	09	John Brown	A-Limited	31		43:56.344	1:22.944	
2	6	John Ritchie	A-Limited	31	1:47.403	45:43.747		
3	09	Greg Cooper	A-Limited	31	2:21.979	46:18.323	1:27.428	
4	50	Keith Wedel	A-Limited	13	18 Laps	21:57.735	1:36.306	
5	3	John Ritchie Jr	A-Limited		31 Laps	12.526		
6	96	Gary Simpson	A-Limited					

Piston Port

1	75	Michael Keener	Piston Port	27		45:20.864	1:37.444	
---	----	----------------	-------------	----	--	-----------	----------	--

Spt 4Z190 Shifter

1	77	Jackie Oaks	Spt 4Z190 Shifter	19		29:39.474	1:32.631	
2	4	Josh Oaks	Spt 4Z190 Shifter	19	5.776	29:45.250		
3	69	Craig Worm	Spt 4Z190 Shifter	19	17.958	29:57.432	1:32.351	
4	18	Steve Moore	Spt 4Z190 Shifter	18	1 Lap	28:46.215	1:32.923	
5	316	Levi Meador	Spt 4Z190 Shifter	17	2 Laps	28:56.069	1:30.866	
6	13B	Bill Foote	Spt 4Z190 Shifter	17	2 Laps	29:49.541	1:38.172	
7	8	Zach Worm	Spt 4Z190 Shifter	6	13 Laps	9:25.031	1:32.262	

Vintage

1	8	Gary Waldrup	Vintage	17		28:24.191	1:35.860	
2	13	Frank Bemson	Vintage	13	4 Laps	29:12.110	1:47.923	

Yamaha Heavy

1	75	Kevin Vandavelde	Yamaha Heavy	28		46:21.516	1:33.001	
2	95	David Gharst III	Yamaha Heavy	27	1 Lap	42:10.308	1:30.234	
3	12X	Nate Vandavelde	Yamaha Heavy	3	25 Laps	5:22.666	1:34.177	
4	014	Chris Pence	Yamaha Heavy	3	25 Laps	5:33.202	1:37.091	
5	87	Roy Shepherd	Yamaha Heavy					

Margin of Victory	Avg. Speed	Best Lap Tm	Best Speed	Best Lap by
1:47.403	77.043	1:22.944	78.993	09 - John Brown

Chief of Timing & Scoring

Orbits

Race Director

www.mylaps.com

Licensed to: Hallett motor racing circuit

Printed: 4/19/2026 3:43:28 PM

KART Race 1

Sorted on Laps


Race 8

clockwise 1.820 miles

Race 10

4/19/2026 13:25

Race started at 13:28:13



Pos	No.	Name	Class	Laps	Diff	Total Tm	Best Tm	Home for Region
-----	-----	------	-------	------	------	----------	---------	-----------------

B&S Animal Sptrn

1	15	Davis Henry	B&S Animal Sptrn	18		31:01.053	1:35.999	
2	66	Doug Kittelson	B&S Animal Sptrn	17	1 Lap	30:38.000	1:40.777	

Not classified

DQ	20	Alex Simon	B&S Animal Sptrn	4	DQ	8:39.735	1:40.918	
----	----	------------	------------------	---	----	----------	----------	--

Spt B&S LO206 Cadet

1	22	Gavin Metz	Spt B&S LO206 Cadet	15		30:14.271	1:48.592	
2	13	Abel Urton	Spt B&S LO206 Cadet	15	25.799	30:40.070	1:50.140	
3	755	Hudson Peck	Spt B&S LO206 Cadet	3	12 Laps	9:10.347	2:04.445	

Spt B&S LO206 Hvy

1	51	Blaine Holliday	Spt B&S LO206 Hvy	17		31:22.323	1:41.710	
2	60	Myles Bland	Spt B&S LO206 Hvy	17	0.022	31:22.345	1:41.706	
3	214	Joel Negus	Spt B&S LO206 Hvy	16	1 Lap	30:38.283	1:44.372	
4	03.	Hank Arth	Spt B&S LO206 Hvy	16	1 Lap	31:35.660	1:46.966	
5	17	Kaden Padgett	Spt B&S LO206 Hvy	12	5 Laps	23:24.758	1:44.367	
6	3	John Johnson	Spt B&S LO206 Hvy	11	6 Laps	21:39.411	1:44.222	
7	173	Monte Padgett	Spt B&S LO206 Hvy	6	11 Laps	30:38.419	1:47.111	

Spt B&S LO206 Jr

1	311	Dean Gerrior	Spt B&S LO206 Jr	17		31:22.270	1:41.238	
2	122	Jenson Willander	Spt B&S LO206 Jr	17	0.218	31:22.488	1:41.242	
3	355	Drew Blehm	Spt B&S LO206 Jr	16	1 Lap	30:54.379	1:44.493	
4	34	Jenna Steed	Spt B&S LO206 Jr	16	1 Lap	31:09.381	1:44.806	
5	389	Tytan Cookson	Spt B&S LO206 Jr	16	1 Lap	31:09.413	1:44.807	
6	3	Echo Ruzicka	Spt B&S LO206 Jr	14	3 Laps	30:32.304	1:56.867	
7	39	Emma Laughlin	Spt B&S LO206 Jr	13	4 Laps	31:38.758	2:08.034	

Margin of Victory	Avg. Speed	Best Lap Tm	Best Speed	Best Lap by
1 Lap	63.371	1:35.999	68.251	15 - Davis Henry
Chief of Timing & Scoring				Orbits
Race Director				

www.nylaps.com

Licensed to: Hallett motor racing circuit

KART Race 1

Sorted on Laps


Race 8

clockwise 1.820 miles

Race 11

4/19/2026 14:00

Race started at 14:11:07



Pos	No.	Name	Class	Laps	Diff	Total Tm	Best Tm	Home	Region
Spt 100cc AC Tag Ltd									
1	941	Jackson Baldus	Spt 100cc AC Tag Ltd	21		31:04.447	1:26.408		
2	33	Todd Lassley	Spt 100cc AC Tag Ltd	19	2 Laps	31:02.417	1:35.299		
3	0	Josh Rohlk	Spt 100cc AC Tag Ltd	17	4 Laps	26:17.371	1:29.568		
4	82	Steve Craig	Spt 100cc AC Tag Ltd						
Spt Tag Sr									
1	18	Steve Moore	Spt Tag Sr	21		31:29.216	1:28.295		
2	10T	Roy Shepherd	Spt Tag Sr	19	2 Laps	31:12.613	1:35.018		
Not classified									
DQ	24c	Cowboy Humphries	Spt Tag Sr	21	DQ	31:04.969	1:26.633		
Spt Yamaha CIK									
1	41	Matt Stallcup	Spt Yamaha CIK	19		30:26.721	1:33.229		
2	34	Craig McLain	Spt Yamaha CIK	19	6.948	30:33.669	1:33.428		
3	141	Jeffrey Bierman	Spt Yamaha CIK	18	1 Lap	30:07.835	1:37.188		
4	971	Jaime Yount	Spt Yamaha CIK	18	1 Lap	30:07.924	1:37.606		
5	130	Trace Morrison	Spt Yamaha CIK	18	1 Lap	31:37.265	1:41.452		
6	44	Lenny Steadman	Spt Yamaha CIK	2	17 Laps	3:58.858	1:48.517		
7	431	Chuck Shuck	Spt Yamaha CIK	1	18 Laps	2:14.787			
8	101	Jamey Brown	Spt Yamaha CIK						
9	313	Ella Brown	Spt Yamaha CIK						

Margin of Victory	Avg. Speed	Best Lap Tm	Best Speed	Best Lap by
24.769	73.798	1:26.408	75.826	941 - Jackson Baldus

Chief of Timing & Scoring	Orbits
Race Director	

www.mylaps.com

Licensed to: Hallett motor racing circuit

KART Race 1

Sorted on Laps


Race 8

clockwise 1.820 miles

Race 12

4/19/2026 14:43

Race started at 14:54:12



Pos	No.	Name	Class	Laps	Diff	Total Tm	Best Tm	H o n o r s v Region
Spt B&S LO206								
1	616	Afton Willander	Spt B&S LO206	18		30:09.939	1:38.747	
2	655	Jenson Harrell	Spt B&S LO206	18	0.042	30:09.981	1:38.745	
3	316	Levi Meador	Spt B&S LO206	18	0.098	30:10.037	1:38.750	
4	41	Nate Jacobs	Spt B&S LO206	18	22.948	30:32.887	1:39.704	
5	24	Dakota Hampton	Spt B&S LO206	18	23.061	30:33.000	1:39.703	
6	131	Jonathan Williams	Spt B&S LO206	18	23.066	30:33.005	1:39.634	
7	33	Derrick Ruzicka	Spt B&S LO206	18	23.117	30:33.056	1:39.637	
8	51	Blaine Holliday	Spt B&S LO206	18	35.385	30:45.324	1:40.358	
9	60	Myles Bland	Spt B&S LO206	18	35.454	30:45.393	1:40.215	
10	644	Brendan Wolfe	Spt B&S LO206	18	1:28.108	31:38.047	1:40.215	
11	17	Colten Johnson	Spt B&S LO206	17	1 Lap	30:04.403	1:42.910	
12	88	Spencer Craig	Spt B&S LO206	17	1 Lap	30:04.457	1:42.794	
13	14	Logan Sheaffer	Spt B&S LO206	3	15 Laps	31:01.023	1:46.605	
14	12	Cy Epperson	Spt B&S LO206	1	17 Laps	1:59.692		
15	83	Rocky Carrillo	Spt B&S LO206					

Not classified

DQ	52	Clay Bernson	Spt B&S LO206	17	DQ	31:01.024	1:45.173	
DQ	12	Cassie Laughlin	Spt B&S LO206	13	DQ	24:30.261		

Spt B&S LO206 Legend

1	214	Joel Negus	Spt B&S LO206 Legend	17		30:47.894	1:44.509	
2	04	Steve Blakely	Spt B&S LO206 Legend	17	0.140	30:48.034	1:45.254	
3	3	John Johnson	Spt B&S LO206 Legend	16	1 Lap	30:05.726	1:44.516	
4	290	MICHAEL HOFF	Spt B&S LO206 Legend					

Not classified

DNS	57	Troy Berry	Spt B&S LO206 Legend		DNS			
DQ	173	Monte Padgett	Spt B&S LO206 Legend	2	DQ	7:31.779	1:44.518	

Margin of Victory	Avg. Speed	Best Lap Tm	Best Speed	Best Lap by
0.042	65.160	1:38.745	66.353	655 - Jenson Harrell

Chief of Timing & Scoring

Orbits

Race Director

www.mylaps.com

Licensed to: Hallett motor racing circuit

Printed: 4/19/2026 3:45:00 PM

KART Race 1

Sorted on Laps


Race 8

clockwise 1.820 miles

Race 13

4/19/2026 15:28

Race started at 15:31:46



Pos	No.	Name	Class	Laps	Diff	Total Tm	Best Tm	Honor Region
Spt 125cc Masters								
1	77	Buck Caswell	Spt 125cc Masters	19		25:25.912	1:18.860	
2	01	Melvin Nelsen	Spt 125cc Masters	19	16.915	25:42.827	1:18.736	
Spt 125cc Shifter								
1	14	Derek Proctor	Spt 125cc Shifter	20		25:41.949	1:15.748	
2	21	Jeremy Lightwine	Spt 125cc Shifter	20	27.331	26:09.280	1:16.836	
3	431	Alex Zinser	Spt 125cc Shifter	20	33.567	26:15.516	1:17.780	
4	951	David Gharst III	Spt 125cc Shifter	19	1 Lap	25:25.649	1:19.224	
5	83	Cory Caswell	Spt 125cc Shifter	5	15 Laps	6:36.301	1:17.405	
Not classified								
DQ	225	AJ Chapman	Spt 125cc Shifter	11	DQ	15:06.982	1:18.374	
DQ	40	Alex Laughlin	Spt 125cc Shifter	6	DQ	8:07.575	1:18.853	

Margin of Victory	Avg. Speed	Best Lap Tm	Best Speed	Best Lap by
27.331	84.983	1:15.748	86.497	14 - Derek Proctor
Chief of Timing & Scoring				Orbits
Race Director				

www.mylaps.com

Licensed to: Hallett motor racing circuit